



Acquisition Overview

Jan 1, 2023 - Mar 31, 2023

All Users
100.00% Users

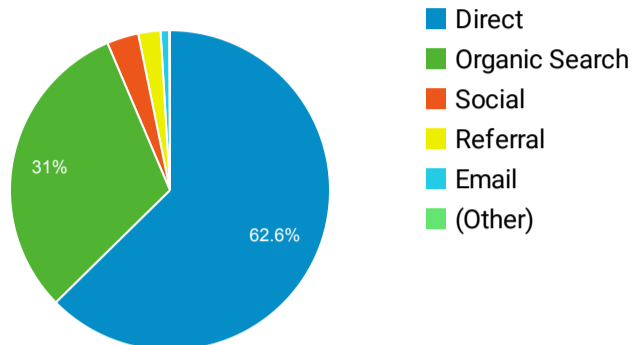
Primary Dimension: Conversion:

Top Channels

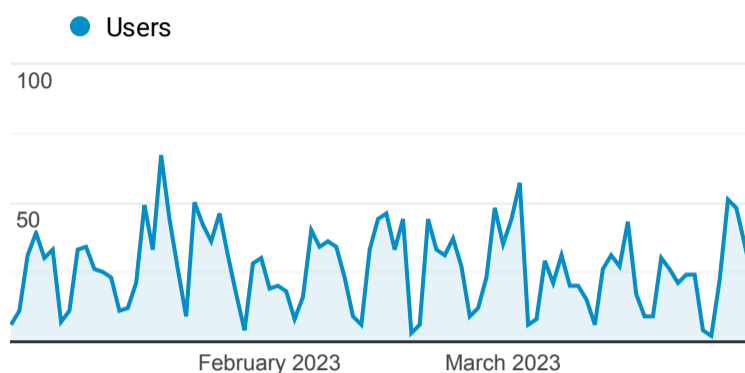
All Goals

[Edit Channel Grouping](#)

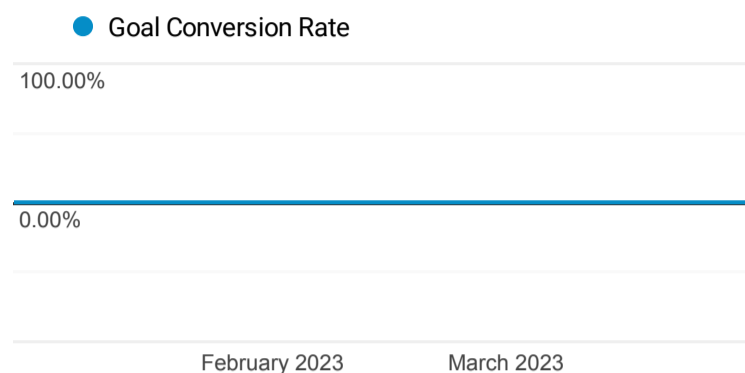
Top Channels



Users



Conversions



	Acquisition			Behavior			Conversions
	Users ↓	New Users ↓	Sessions ↓	Bounce Rate ↓	Pages / Session ↓	Avg. Session Duration ↓	
	2,200	2,167	2,479	76.28%	1.62	00:01:00	<p>Set up a goal. To see outcome metrics, define one or more goals.</p> <p>GET STARTED</p>
1 ■ Direct	1,390	<div style="width:63%;"></div>		88.18%	<div style="width:88%;"></div>		
2 ■ Organic Search	687	<div style="width:31%;"></div>		58.99%	<div style="width:59%;"></div>		
3 ■ Social	71	<div style="width:3%;"></div>		56.88%	<div style="width:57%;"></div>		
4 ■ Referral	50	<div style="width:2%;"></div>		60.00%	<div style="width:60%;"></div>		
5 ■ Email	19	<div style="width:1%;"></div>		94.74%	<div style="width:95%;"></div>		
6 ■ (Other)	2	<div style="width:0%;"></div>		0.00%	<div style="width:0%;"></div>		

To see all 6 Channels click [here](#).